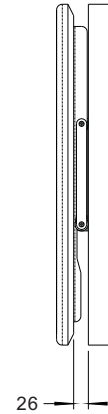
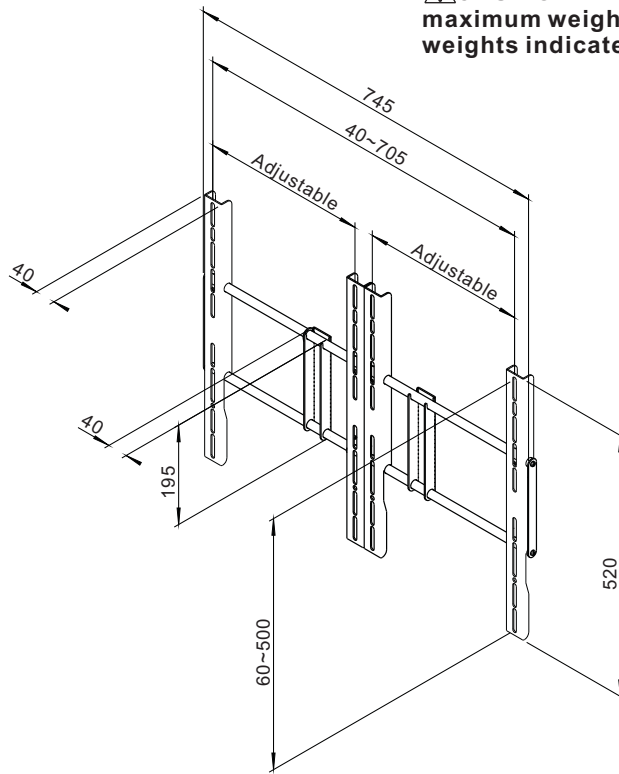


Universal LCD TV PDP Wall Mounts

Specification

⚠ CAUTION: This wall mount is intended for use only with the maximum weight of 80 kgs. Use with heavier than the maximum weights indicated may result in instability causing possible injury.



Unit : mm

Function

MAIN PARTS

ITEM	①	②	③	④	⑤
PART					
	198X40X24	520X40X24	194X18X2	14X745	M5X10
QTY	2	2	2	2	4

PARTS FOR WALL BRACKETS

ITEM	⑥	⑦
PART		
QTY	6	6

PARTS FOR TV BRACKETS

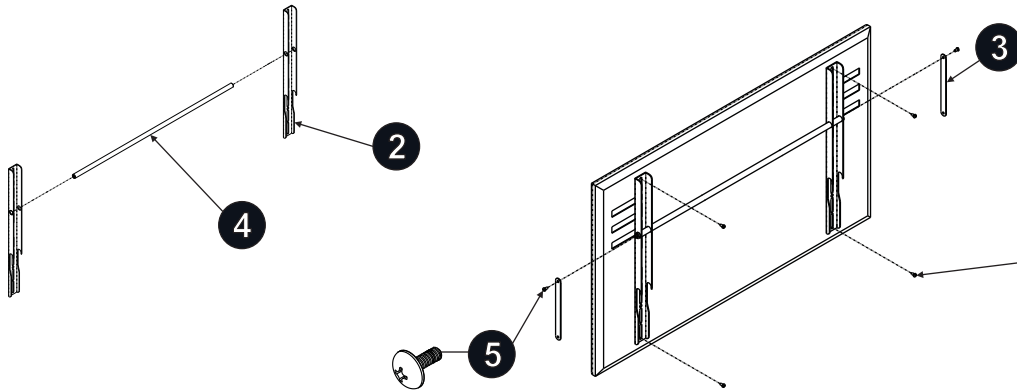
ITEM	⑧	⑨	⑩	⑪	⑫	⑬	⑭	⑮	⑯	⑰	⑱
PART											
	M4X30	M5X15	M5X30	M6x15	M6x30	M8x15	M8X40	φ11Xd4	φ24Xd8	φ6X10	φ8X10
QTY	4	4	4	4	4	4	4	4	4	8	8

- ⚠** Be aware of the specification as first page.
- ⚠** Please choose the thickness of solid wall over 50mm.
- ⚠** Please evaluate the wall material whether is suitable for installation.
- ⚠** Recommend several persons to hold the TV.
- ⚠** Unplug all the cables off the TV.

Universal LCD TV PDP Wall Mounts

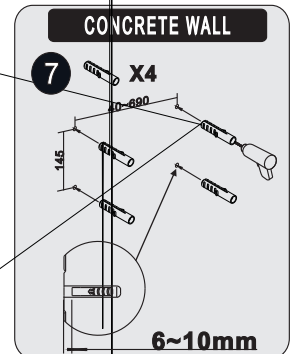
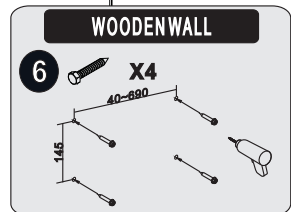
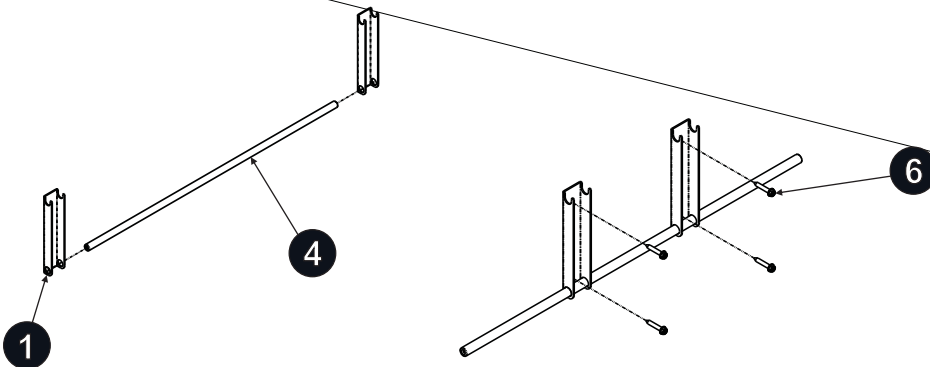
Installation

I. WARNING: TV Mounting Arms Must Be Level For Proper Installation.



SELECT	If bolt is too long
8+19+16 M4X30	+17
9+16 M5X15	+17
10+16 M5X30	+17
11 M6X15	+17
12 M6X30	+17
13 M8X15	+18
14 M8X40	+18

II. Attention: the hole distance should be different with TV hole.



III.

