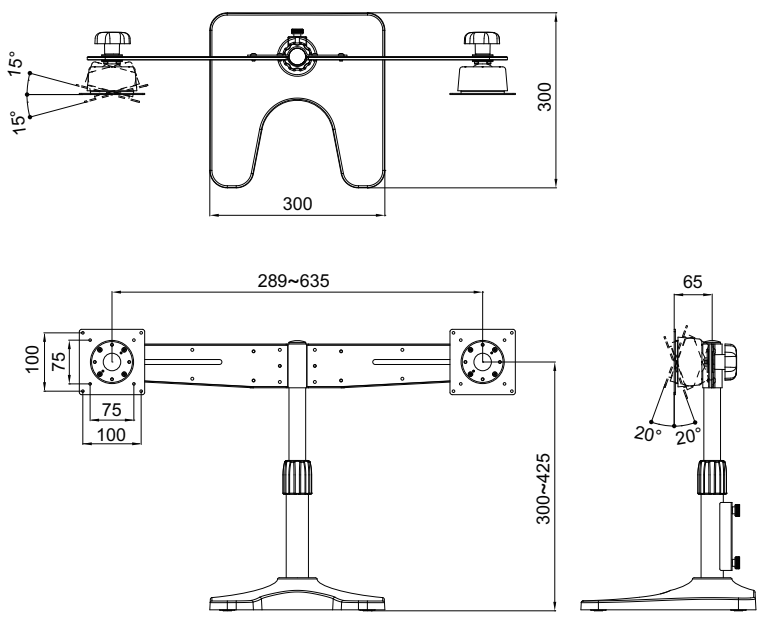


# Twin-LCD Monitor Arm

## Specification

※Beware of the specification as first page.

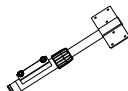

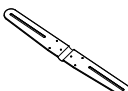

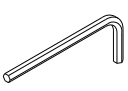
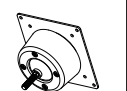





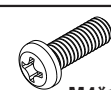
### Desk Swivel Arm stand for Twin LCD Monitor.



#### Key Specifications/Special Features:

1. Apply for any 15" ~20" LCD Monitor which backside meet VESA standards (75\*75mm/100\*100mm)
2. Superior flexibility and movement
3. Swivel left & right:  $\pm 15^\circ$
4. Pivot up & down:  $\pm 20^\circ$
5. Monitor swivel: 360
6. Horizontal moving dist.: 289~635mm
7. Vertical moving dist.: 300~425mm
8. Max load 15kgs/per one monitor

## Part List

|       |   |   |   |  |   |  |
|-------|---|---|---|--|---|--|
| ITEM  | <b>1</b>  | <b>2</b>  | <b>3</b>  | <b>4</b>   | <b>5</b>  | <b>6</b>   |
| PARTS |  |  |  | <br>M5*10 |           |           |
| GTY   | <b>1</b>  | <b>1</b>  | <b>1</b>  | <b>6</b>   | <b>1</b>  | <b>2</b>   |
| ITEM  | <b>7</b>  | <b>8</b>  | <b>9</b>  | <b>10</b>  | <b>11</b>   | <b>12</b>  |
| PARTS |  |  |  |           | <br>M4* 8 | <br>M4*12 |
| GTY   | <b>2</b>  | <b>2</b>  | <b>4</b>  | <b>2</b>   | <b>8</b>  | <b>8</b>   |

# Twin-LCD Monitor Arm

## Installation

